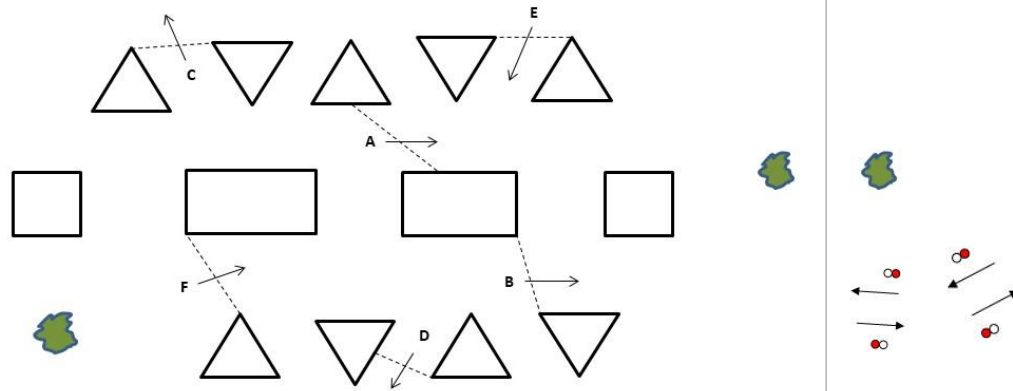


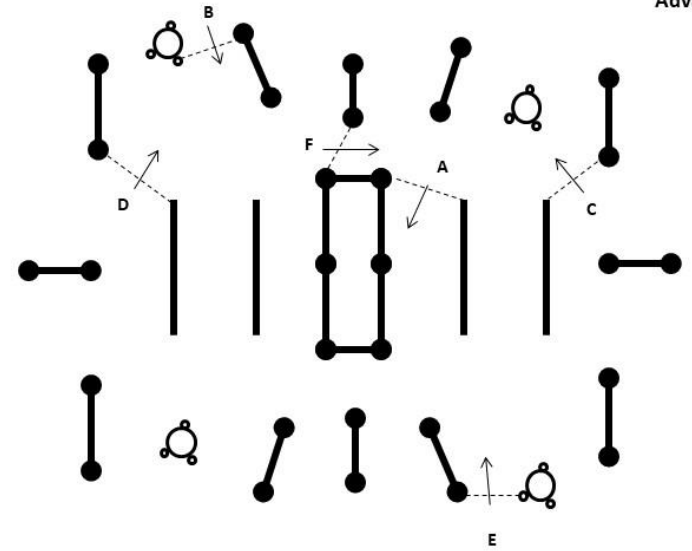
Obstacle 1

Prelim A - D
Inter A - E
Advanced A - F



Obstacle 3

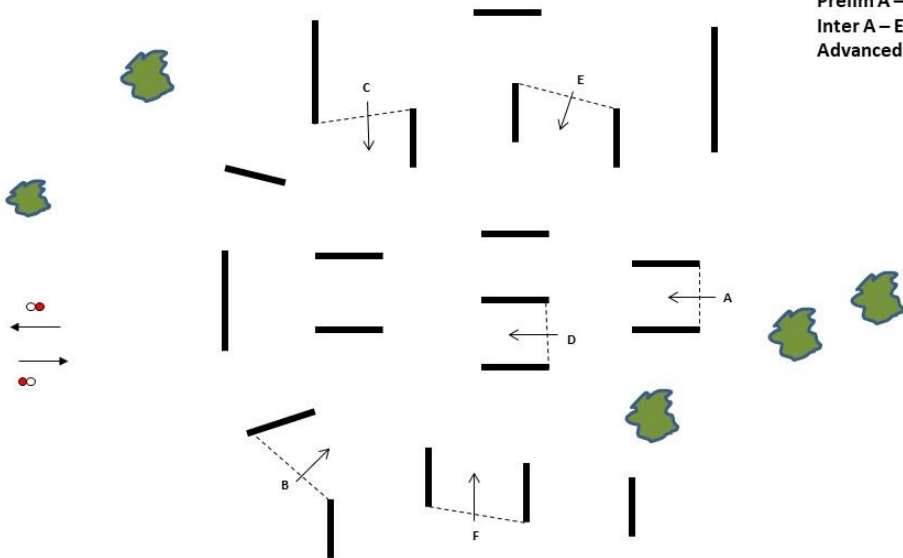
Prelim A-D
Inter A - E
Advanced A - F



KATYDID CDE 2019

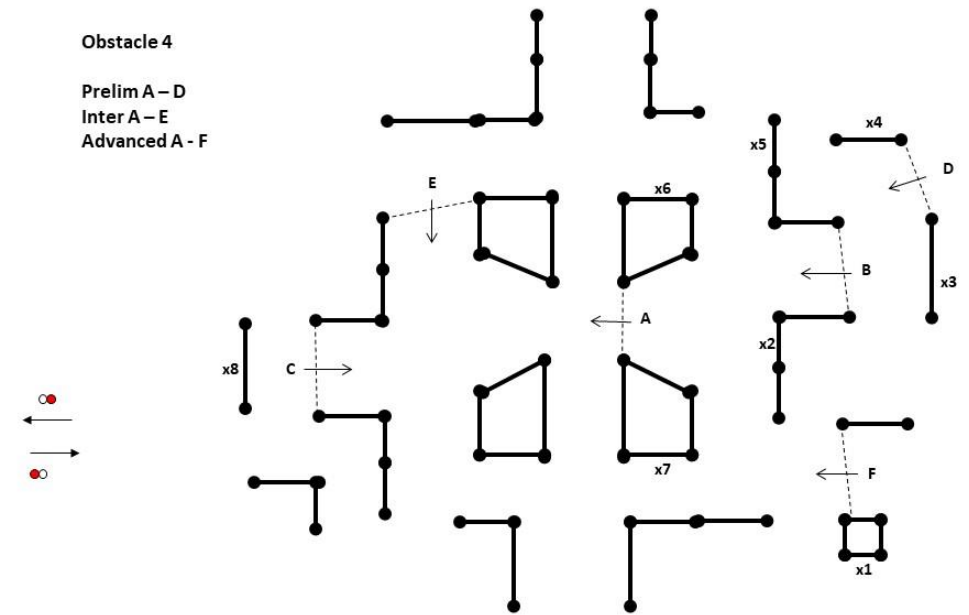
Obstacle 2

Prelim A - D
Inter A - E
Advanced A - F



Obstacle 4

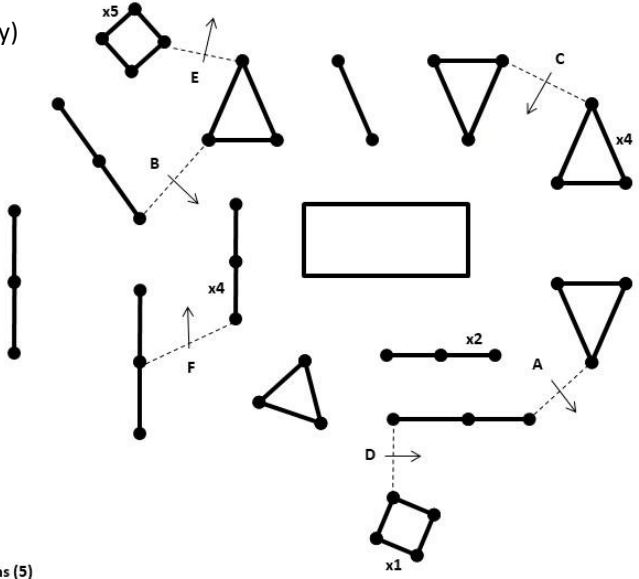
Prelim A - D
Inter A - E
Advanced A - F



X knockdowns (8)

Obstacle 5
Inter A-E
Advanced A-F

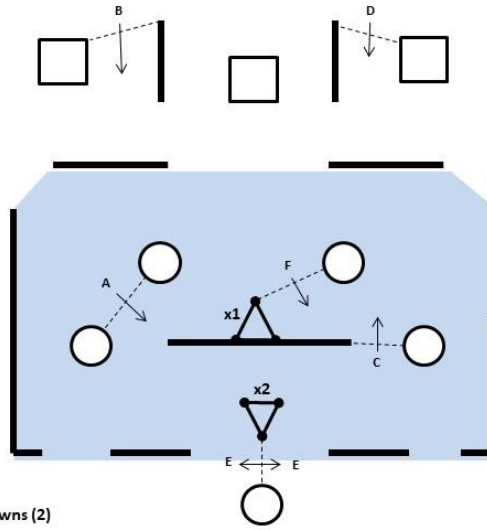
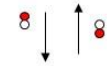
(no Preliminary)



X knockdowns (5)

Obstacle 6

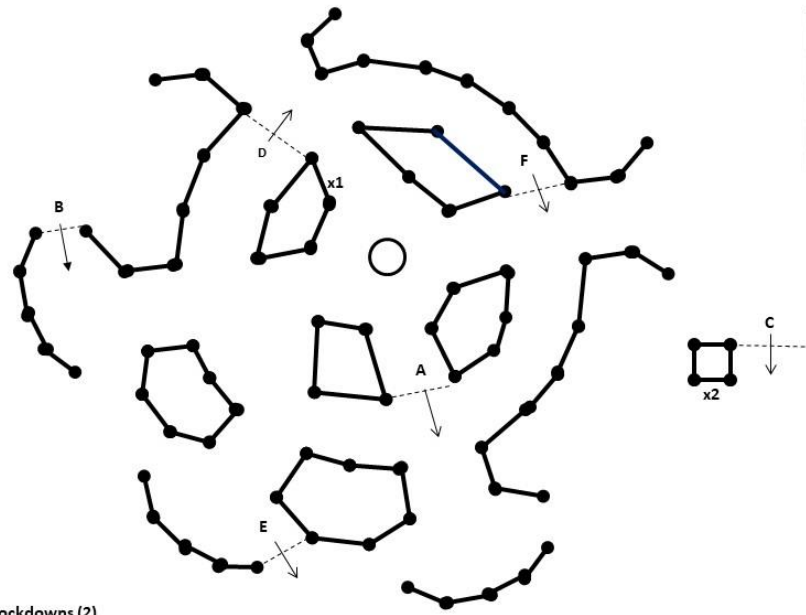
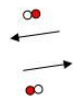
Prelim A-D
Inter A-E
Advanced A-F



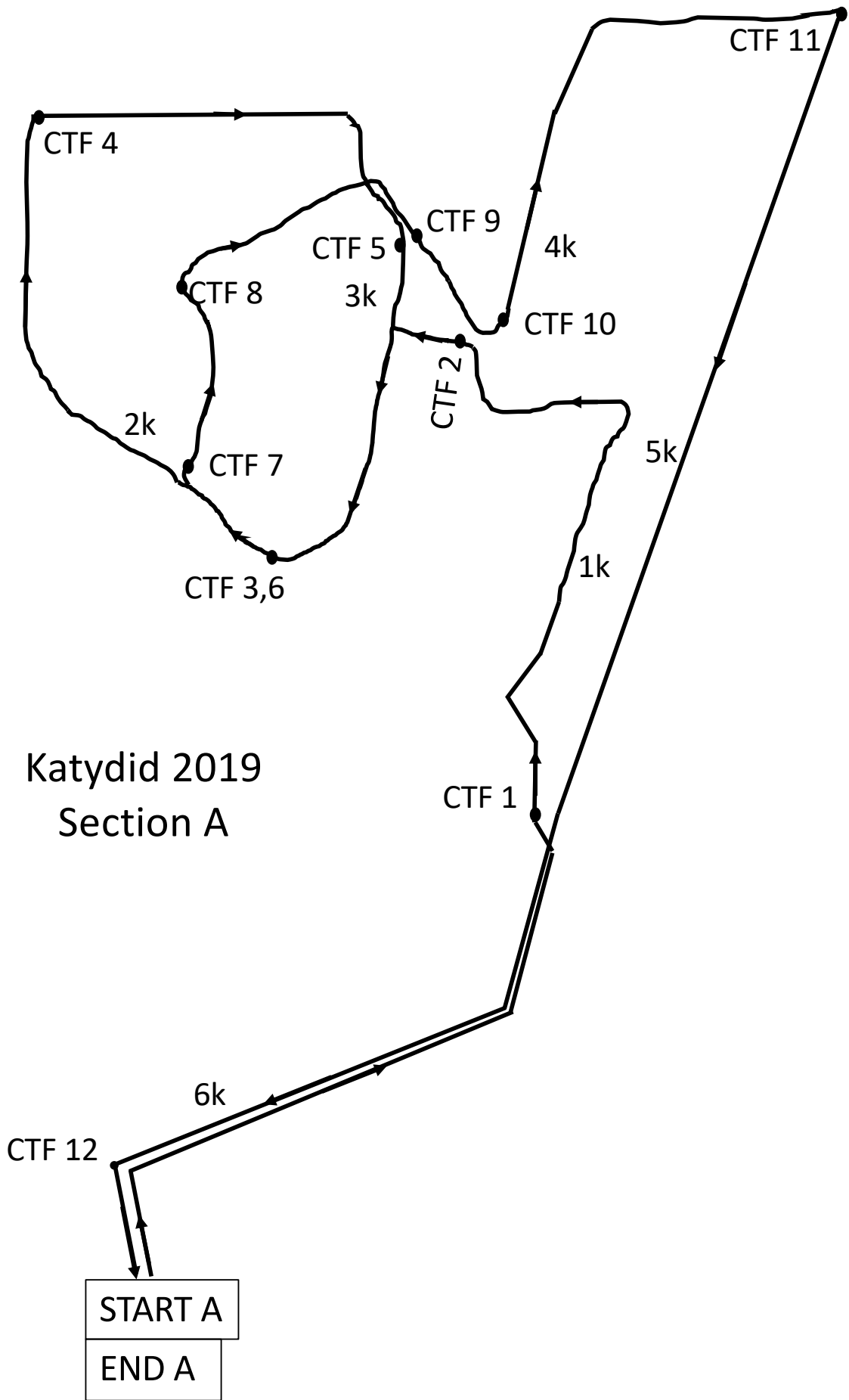
X knockdowns (2)

Obstacle 7

Prelim A-D
Inter A-E
Advanced A-F

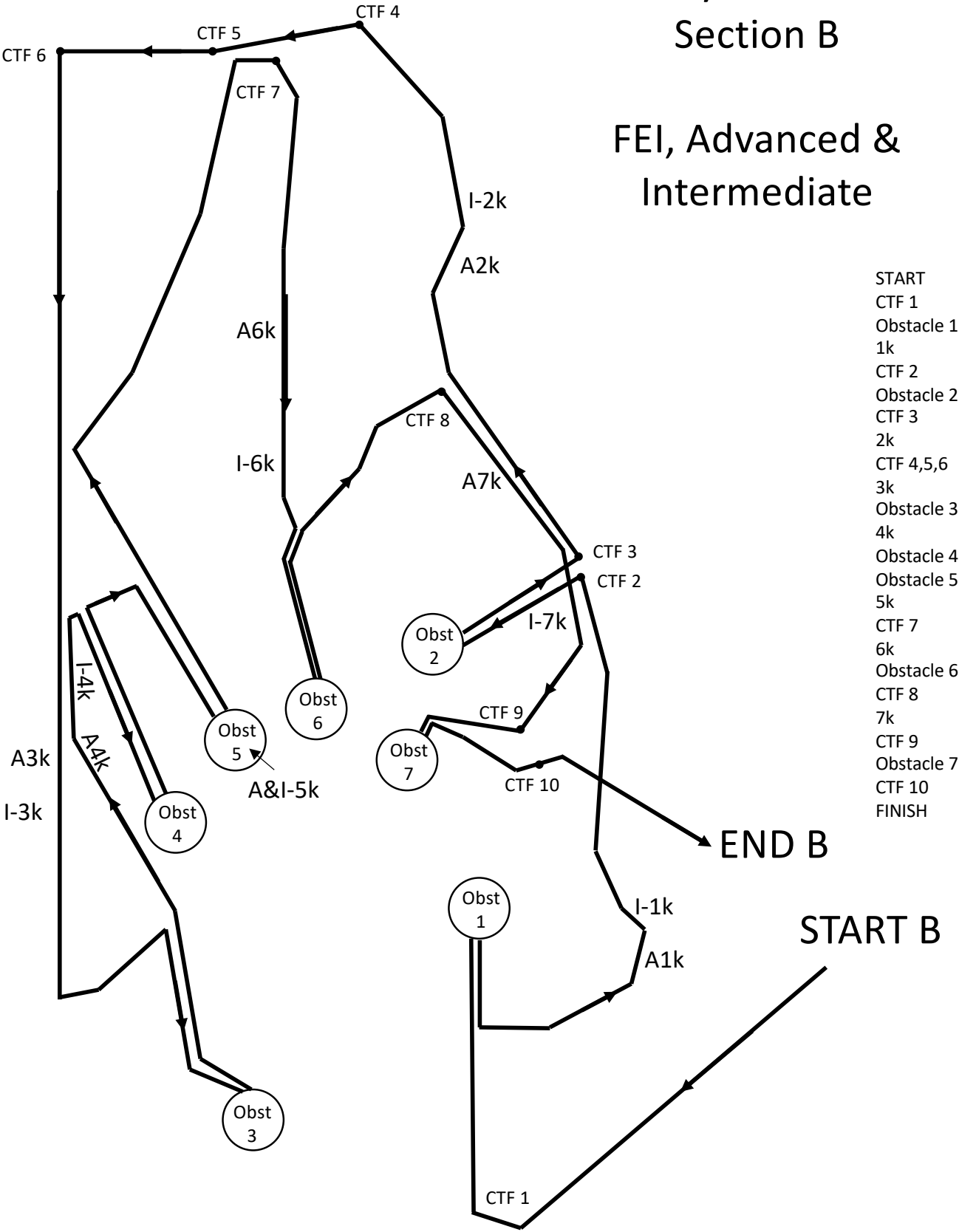


X knockdowns (2)



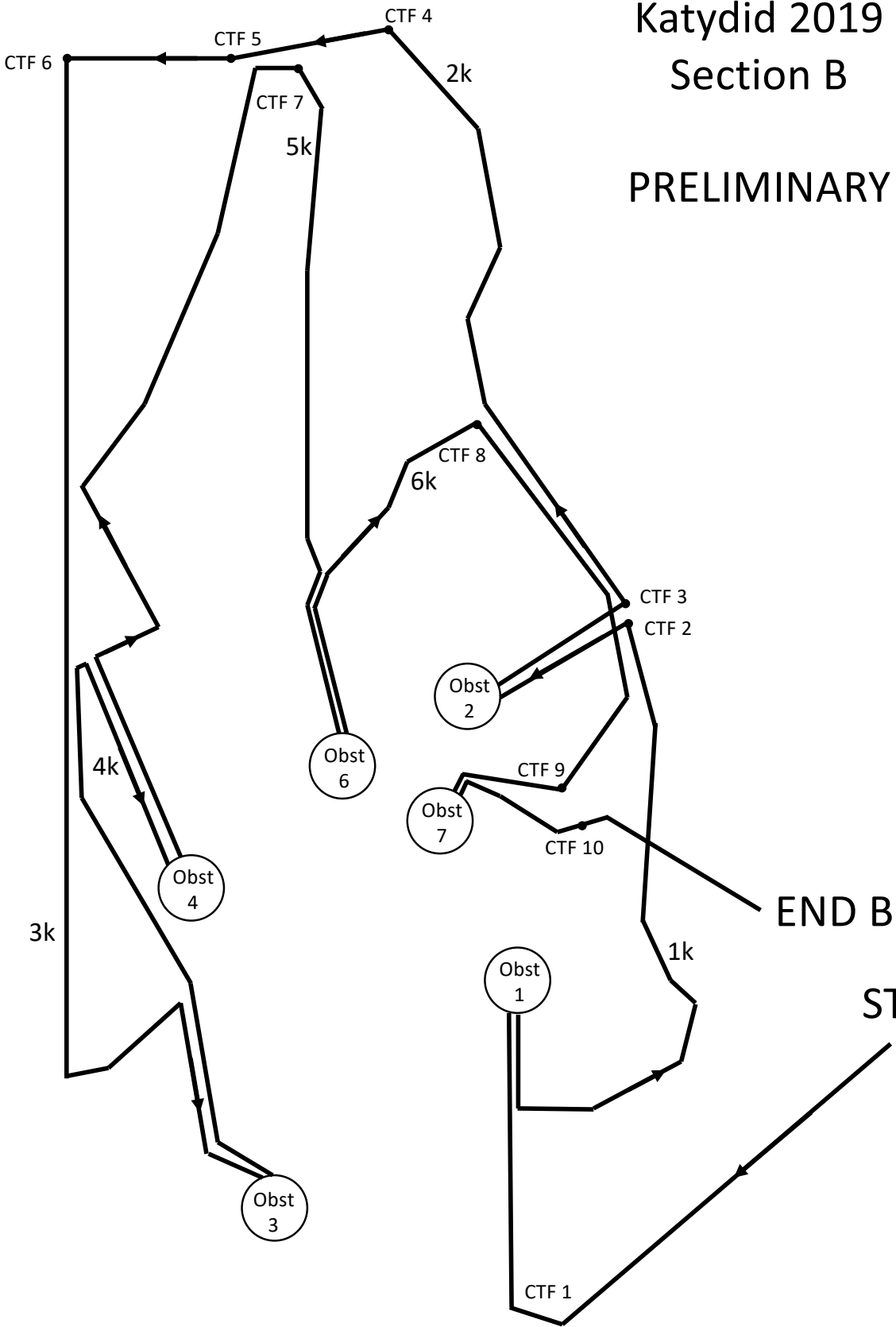
Katydid 2019 Section B

FEI, Advanced & Intermediate



Katydid 2019 Section B

PRELIMINARY



- START
- CTF 1
- Obstacle 1
- 1k
- CTF 2
- Obstacle 2
- CTF 3
- 2k
- CTF 4,5,6
- 3k
- Obstacle 3
- 4k
- Obstacle 4
- CTF 7
- 5k
- Obstacle 6
- 6k
- CTF 8,9
- Obstacle 7
- CTF 10
- FINISH

END B

START B



Timetable Marathon

Time Table	A PRELIM SM PONY TEAM	Obstacles	123467
-------------------	------------------------------	-----------	---------------

Section	Distance in m	Speed in km/h	Minimum Time	Allowed Time	MaximumTime
A	6,250	9.00	39:40	41:40	50:00
T					
B	6,895	12.00	31:29	34:29	01:08:58

Time Table	B PRELIM SINGLE PONY	Obstacles	123467
-------------------	-----------------------------	-----------	---------------

Section	Distance in m	Speed in km/h	Minimum Time	Allowed Time	MaximumTime
A	6,250	10.00	35:30	37:30	45:00
T					
B	6,895	13.00	28:50	31:50	01:03:40

Time Table	C PRELIM PAIR PONY	Obstacles	123467
-------------------	---------------------------	-----------	---------------

Section	Distance in m	Speed in km/h	Minimum Time	Allowed Time	MaximumTime
A	6,250	10.00	35:30	37:30	45:00
T					
B	6,895	13.00	28:50	31:50	01:03:40

Time Table	D PRELIM SINGLE HORSE	Obstacles	123467
-------------------	------------------------------	-----------	---------------

Section	Distance in m	Speed in km/h	Minimum Time	Allowed Time	MaximumTime
A	6,250	11.00	32:06	34:06	40:55
T					
B	6,895	14.00	26:33	29:33	59:06

Time Table	E PRELIM PAIR HORSE	Obstacles	123467
-------------------	----------------------------	-----------	---------------

Section	Distance in m	Speed in km/h	Minimum Time	Allowed Time	MaximumTime
A	6,250	11.00	32:06	34:06	40:55
T					
B	6,895	14.00	26:33	29:33	59:06

Time Table	F OPEN INT SM SINGL PONY	Obstacles	1234567
-------------------	---------------------------------	-----------	----------------

Section	Distance in m	Speed in km/h	Minimum Time	Allowed Time	MaximumTime
A	6,250	10.00	35:30	37:30	45:00
T					
B	7,660	12.00	35:18	38:18	01:16:36

Time Table	G OPEN INT SINGLE PONY	Obstacles	1234567
-------------------	-------------------------------	-----------	----------------

Section	Distance in m	Speed in km/h	Minimum Time	Allowed Time	MaximumTime
A	6,250	11.00	32:06	34:06	40:55
T					
B	7,660	13.00	32:22	35:22	01:10:44

Time Table	H OPEN INT SINGLE HORSE	Obstacles	1234567
-------------------	--------------------------------	-----------	----------------

Section	Distance in m	Speed in km/h	Minimum Time	Allowed Time	MaximumTime
A	6,250	12.00	29:15	31:15	37:30
T					
B	7,660	14.00	29:50	32:50	01:05:40



Timetable Marathon

Time Table I CH INT SINGLE VSE Obstacles **1234567**

Section	Distance in m	Speed in km/h	Minimum Time	Allowed Time	MaximumTime
A	6,250	8.00	44:53	46:53	56:16
T					
B	7,660	10.00	42:58	45:58	01:31:56

Time Table J CH INT SM PAIR PONY Obstacles **1234567**

Section	Distance in m	Speed in km/h	Minimum Time	Allowed Time	MaximumTime
A	6,250	10.00	35:30	37:30	45:00
T					
B	7,660	12.00	35:18	38:18	01:16:36

Time Table K CH INT SINGLE PONY Obstacles **1234567**

Section	Distance in m	Speed in km/h	Minimum Time	Allowed Time	MaximumTime
A	6,250	11.00	32:06	34:06	40:55
T					
B	7,660	13.00	32:22	35:22	01:10:44

Time Table L CH INT PAIR PONY Obstacles **1234567**

Section	Distance in m	Speed in km/h	Minimum Time	Allowed Time	MaximumTime
A	6,250	11.00	32:06	34:06	40:55
T					
B	7,660	13.00	32:22	35:22	01:10:44

Time Table M CH INT SINGLE HORSE Obstacles **1234567**

Section	Distance in m	Speed in km/h	Minimum Time	Allowed Time	MaximumTime
A	6,250	12.00	29:15	31:15	37:30
T					
B	7,660	14.00	29:50	32:50	01:05:40

Time Table N CH INT PAIR HORSE Obstacles **1234567**

Section	Distance in m	Speed in km/h	Minimum Time	Allowed Time	MaximumTime
A	6,250	12.00	29:15	31:15	37:30
T					
B	7,660	14.00	29:50	32:50	01:05:40

Time Table O OPEN INT PAIR HORSE Obstacles **1234567**

Section	Distance in m	Speed in km/h	Minimum Time	Allowed Time	MaximumTime
A	6,250	12.00	29:15	31:15	37:30
T					
B	7,660	14.00	29:50	32:50	01:05:40

Time Table Q FEI 2* P1 Obstacles **1234567**

Section	Distance in m	Speed in km/h	Minimum Time	Allowed Time	MaximumTime
A	6,250	11.00	32:06	34:06	40:55
T					
B	7,300	13.00	30:42	33:42	01:07:24



Timetable Marathon

Time Table S CH USEF 2* H1

 Obstacles **1234567**

Section	Distance in m	Speed in km/h	Minimum Time	Allowed Time	MaximumTime
A	6,250	12.00	29:15	31:15	37:30
T					
B	7,850	14.00	30:39	33:39	01:07:18

Time Table U FEI 2* H2

 Obstacles **1234567**

Section	Distance in m	Speed in km/h	Minimum Time	Allowed Time	MaximumTime
A	6,250	12.00	29:15	31:15	37:30
T					
B	7,850	14.00	30:39	33:39	01:07:18

Time Table V FEI 2* H4

 Obstacles **1234567**

Section	Distance in m	Speed in km/h	Minimum Time	Allowed Time	MaximumTime
A	6,250	12.00	29:15	31:15	37:30
T					
B	7,850	14.00	30:39	33:39	01:07:18

©Driving Program by Philippe Liénart (BEL) - philippe@lienart.com Scorer : BRUCE ETTENGER
